

How to – Enter (Type) Hands into aaBridge

Compiled by Roger Pfister

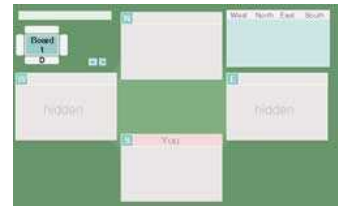
<http://RogerPf.com/aaBridge>

roger@RogerPf.com

1. You have a bridge hand on paper or in some format that might as well be paper (like in a .pdf file) and you want to get these hands into **aaBridge**. (Perhaps later get them up to BBO).
2. With your Simple Editor (**Notepad++** Windows or **TextWrangler** Mac **see the final section as to how to get and install them.**) create a file e.g. **myDeals.lin** that end in '.lin'
HINT To show **file name extensions** (.lin) on your computer see the links section at the end.

3. In add (type-in) just the 4 characters **md | |**
those two vertical lines are the 'bar' character.

4. **Drag & Drop myDeals.lin** on to an open **aaBridge** window.
The empty deal will now show, see image.



5. Start to add in the cards.

First the **South**, then **West** then **North**

The hands are separated by commas ',' and the suits by spaces in SHDC order. At this stage do **NOT** add any suit characters (SHDC). Add in '10' as 't', void as '-'.

For example, type so the line now reads **md | ak jt96 |** and do a

File Save (Ctrl S is the **Notepad++** shortcut).

The aaBridge window will change and show as (see image).



HINT Set **Menubar > Options > Show >** (right hand column) **Point Count** check box to ON.

6. Keep adding cards and saving – when you have all 13 cards that hand's **Point Count** will show. So

md | ak jt96 a763 aq7, qjt95 a875 - jt92 |

and a **File Save** will show as (see image).

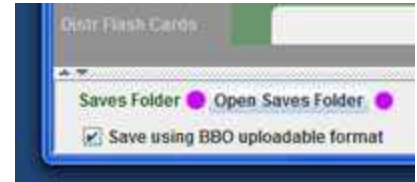


7. When you have completed 3 full hands **aaBridge** will fill in the 4th hand for you (not shown).

HINT Set **Menubar > Options > Show >**
 (right hand column) **Save File** check box to ON.



HINT You can open the saves folder by clicking the
Open Saves folder button as shown.



8. When you have all four hands looking correct you can save within **aaBridge** to a temp file. I suggest you use the name **xxx.lin** (not shown).

9. Open the new **xxx.lin** file in your simple text editor it will look something like this

```
qx|o1|rh||ah|Board 1|md|1SAKHJT96DA73CAQ7, . . . ,S876H2DJT952CK864|sv|O|sk||pg|
```

(Note The West and North hands have been omitted to make it fit on the one line above.)

10. Copy ALL the contents from the file **xxx.lin** and add it to your **myDeals.lin** when doing so **REPLACE ALL** of the line you have just typed in.
If you want to upload the Deal to BBO IT MUST ALL BE ON ONE LINE.

11. To change the **Board number** change BOTH **green '1'**s to the same number.

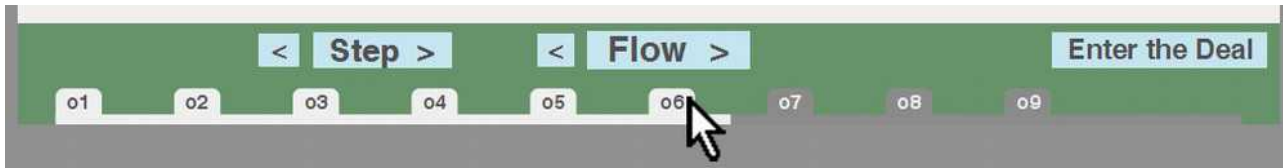
12. To change the **Dealer** change the red **'1'** to be 1=>South 2=>West 3=>North 4=>East

13. To change the **Vulnerability** change the red **'O'** to be O=>None N=>NS E=>EW B=>Both

14. You can build up multiple deals in your **myDeals.lin** file



15. As you add each deal (no just one line) you will see that Deal's 'bobble' appear on the Navbar



16. **You are done** your **myDeals.lin** lin file can be uploaded to BBO if you wish.
Use the standard methods supplied by BBO to upload linfiles. (see below)

Notes on the BBO lin file format

(that aaBridge uses when saving lin files for BBO upload)

```
qx|o1|rh|ah|Board 1|md|3SxxxHxxxDxxxCxxx,SHDC,SHDC|sv|O|sk|pg|
```

The cards are part of the 'md|' command and follow the dealer. You must supply at least three full hands. The first hand given is SOUTH, next is WEST, NORTH, EAST. It is common to leave out the fourth hand. The cards positions for the South hand are shown above as red x's. Card values must be one of AKQJT(not 10)98765432. **The suit symbols and card values must be in CAPITALS.** (Did I say BBO was fussy). Note there are commas ',' separating the HANDS.

How to get - aaBridge Hands up to BBO

This is covered in a Blog post please see

<http://musingsonbridge.rogerpf.com/2015/12/how-do-i-get-aaBridge-hands-up-to-bbo.html>

How to get - Hands on BBO in to aaBridge

This is covered in a Blog post please see

<http://musingsonbridge.rogerpf.com/2015/11/how-do-i-get-bbo-hand-into-aaBridge.html>

<end of page>

Editors and Other Hints

A good **FREE** simple editor for **Windows** is

notepad++ from <https://notepad-plus-plus.org/>

A good **FREE** simple editor for **MAC** is

TextWrangler from <http://www.barebones.com/products/textwrangler/download.html>

(or look in the MAC Store for **TextWrangler**)

How to show file extensions e.g .lin on your computer

for **Windows** see

<http://windows.microsoft.com/en-us/windows/show-hide-file-name-extensions>

for **MAC** see

https://support.apple.com/kb/PH19072?locale=en_US

<end of document>